

THIRD EDITION

3

# LET'S GO

WORKBOOK

- E. Cross
- R. Nakata
- K. Frazier
- B. Hoskins

OXFORD

**OXFORD**

UNIVERSITY PRESS

198 Madison Avenue  
New York, NY 10016 USA

Great Clarendon Street, Oxford OX2 6DP UK

Oxford University Press is a department of the University of Oxford.  
It furthers the University's objective of excellence in research, scholarship,  
and education by publishing worldwide in

Oxford New York

Auckland Cape Town Dar es Salaam Hong Kong Karachi  
Kuala Lumpur Madrid Melbourne Mexico City Nairobi  
New Delhi Shanghai Taipei Toronto

With offices in

Argentina Austria Brazil Chile Czech Republic France Greece  
Guatemala Hungary Italy Japan Poland Portugal Singapore  
South Korea Switzerland Thailand Turkey Ukraine Vietnam

OXFORD and OXFORD ENGLISH are registered trademarks of  
Oxford University Press

© Oxford University Press 2007

Database right Oxford University Press (maker)

**No unauthorized photocopying**

All rights reserved. No part of this publication may be reproduced,  
stored in a retrieval system, or transmitted, in any form or by any means,  
without the prior permission in writing of Oxford University Press,  
or as expressly permitted by law, or under terms agreed with the appropriate  
copyright clearance organization. Enquiries concerning reproduction outside  
the scope of the above should be sent to the ELT Rights Department, Oxford  
University Press, at the address above.

You must not circulate this book in any other binding or cover  
and you must impose this same condition on any acquirer.

Any websites referred to in this publication are in the public domain and  
their addresses are provided by Oxford University Press for information only.  
Oxford University Press disclaims any responsibility for the content.

Senior Editor: Paul Phillips

Editor: Geof Knight

Art Director: Maj-Britt Hagsted

Design Project Manager: Amelia L. Carling

Designer: Jaclyn Smith

Art Editor: Judi DeSouter

Production Manager: Shanta Persaud

Production Controller: Zai Jawar Ali

ISBN-13 978 0 19 439455 0

Printed in Hong Kong.

Printing (last digit): 10 9 8 7 6 5 4 3 2 1

ACKNOWLEDGMENTS

Illustrations by: Bob Berry: 3, 7, 9, 14, 24, 25, 27, 31, 38, 39, 43, 46, 53, 57, 59, 60,  
61, 65, 74, 76, 79, 80; Mernie Gallager-Cole/Portfolio Solutions: 5, 9, 13, 16, 21,  
26, 30, 34, 42, 43, 51, 60, 68, 71, 79; Mike Dammer/Wilkinson Studios: 11, 33, 36,  
42, 44, 53, 62, 68; Sarah Dillard: 11, 73; Ruth Flanigan: 3, 7, 12, 16, 25, 39, 41, 43,  
65, 70, 76; Patrick Girouard/Portfolio Solutions: 6, 13, 18, 31, 35, 44, 50, 59, 67,  
72; Sharon Harmer: 37; Haynes: 6, 17, 19, 38; Steve Henry/Cornell & McCarthy:  
4, 14, 23, 28, 39, 61; Anthony Lewis/HK Portfolio: 4, 8, 12, 29, 32, 41, 47, 56, 64,  
69, 74, 77; Deborah Melmon/Sharon Morris: 3, 10, 15, 23, 36, 48, 57, 67, 75; Dana  
Regan/Portfolio Solutions: 7, 22, 33, 40, 45, 52, 66, 72, 78; Zina Saunders: 2, 10,  
20, 28, 38, 46, 56, 64; Christine Schneider/Maggie Byer-Sprinzeles: 55; Wesley/  
Lori Nowiki: 5, 8, 24, 29, 34, 40, 49, 58, 66, 80.

Cover illustrations by Zina Saunders and Janet Skiles

THIRD EDITION

3

LET'S

WORKBOOK

GO

Elaine Cross  
Ritsuka Nakata  
Karen Frazier  
Barbara Hoskins



OXFORD  
UNIVERSITY PRESS





# Let's Start

## A. Write and connect.

have    some    do    don't    you    want    Thanks



1. Oh, no! I don't have any potato chips. •

• a. Yes, I \_\_\_\_\_. Do you \_\_\_\_\_ some?

2. Really? Do \_\_\_\_\_? •

• b. Yes, please. \_\_\_\_\_!

3. Sure. Do you want \_\_\_\_\_ grapes? •

• c. I think I \_\_\_\_\_ some.

## B. Unscramble and write the words.

1. etsapnu = \_\_\_\_\_ peanuts \_\_\_\_\_

2. arccresk = \_\_\_\_\_

3. yacdn = \_\_\_\_\_

4. norcopp = \_\_\_\_\_

**C. Look and write.**

I have some candy.



I don't have any candy.


1. \_\_\_\_\_



2. \_\_\_\_\_



3. \_\_\_\_\_



4. \_\_\_\_\_




**D. Write and connect.**

1.  Do \_\_\_\_\_ want some \_\_\_\_\_?

 I \_\_\_\_\_ some.

2.  I don't have any \_\_\_\_\_.

 Yes, \_\_\_\_\_!



# Let's Learn

## A. Look and write.

### Down

1.



chalk	paint	glue	string
tape	scissors	paper	ribbon

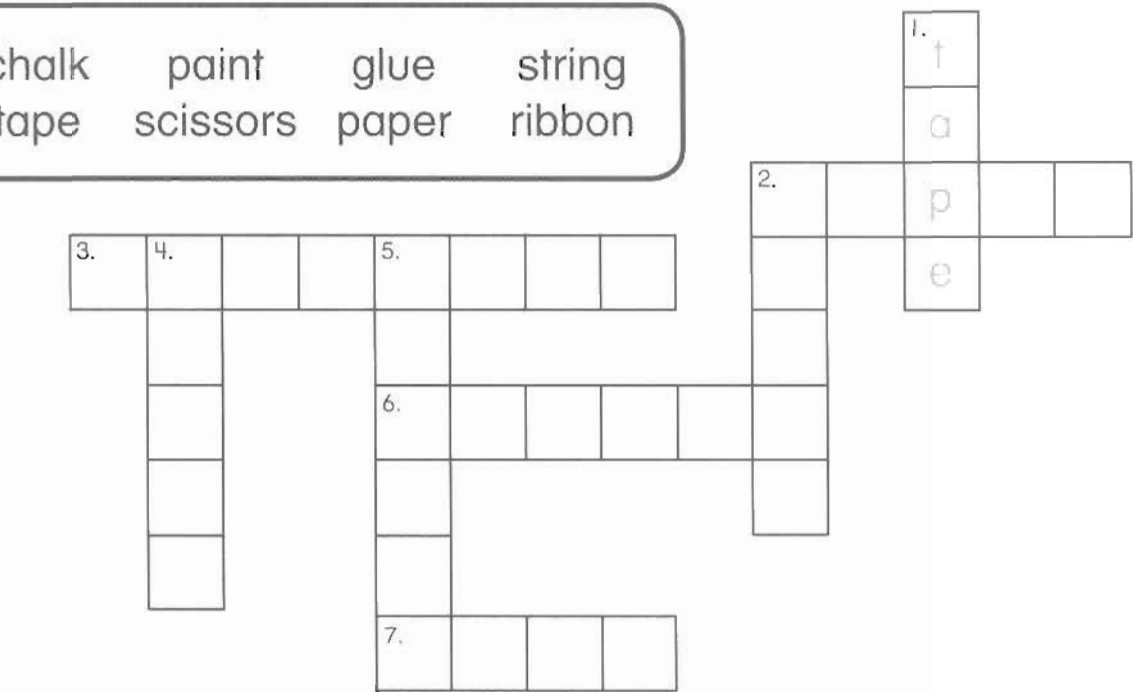
2.



4.



5.



### Across

2.



3.



6.



7.



## B. Write sentences.

1.



She has some chalk.

2.



He doesn't have any

3.



\_\_\_\_\_

\_\_\_\_\_.

4.



\_\_\_\_\_

\_\_\_\_\_.

### C. Answer the questions.



What does he have?

\_\_\_\_\_

2.



What does she have?

\_\_\_\_\_

3.



\_\_\_\_\_?

\_\_\_\_\_

4.



\_\_\_\_\_?

\_\_\_\_\_

### D. Read and match.



Does he have any string? •

• Yes, he does.



Does she have any paper? •

• No, she doesn't.



Does she have any paint? •

• Yes, she does.



Does he have any chalk? •

• No, he doesn't.





# Let's Learn More

## A. Look and write.

1.

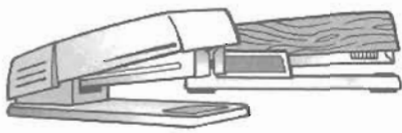


magnets

2.



3.



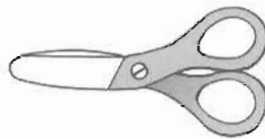
4.



5.



6.



7.



8.



calculators  
scissors  
colored pencils  
rubber bands  
magnets  
push pins  
paint brushes  
staplers

## B. Complete the sentences.

1.



They have some magnets.

They don't have any staplers.

2.



\_\_\_\_\_ scissors.

\_\_\_\_\_ rubberbands.

3.



\_\_\_\_\_ paint brushes.

\_\_\_\_\_ push pins.



### C. Write the questions or answers.

What do they have?



1.



What do they have?

\_\_\_\_\_.

2.



\_\_\_\_\_?

They have some scissors.

They have some push pins.



3.



\_\_\_\_\_?

They have some magnets.


### D. Read and circle.

1. Do they have any colored pencils? 2. Do they have any push pins?



Yes, they do.

No, they don't.



Yes, they do.

No, they don't.

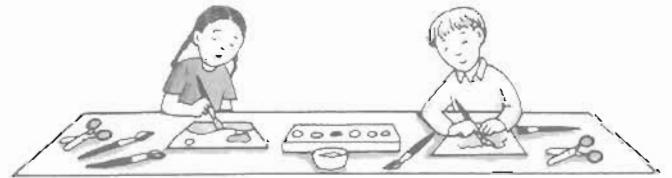
3. Do they have any magnets?



Yes, they do.

No, they don't.

4. Do they have any rubber bands?



Yes, they do.

No, they don't.



# Let's Build

## A. Write sentences.




He wants some cake.  
He doesn't want any stew.

cake  
scissors  
stew  
ribbon  
cookies  
crackers



\_\_\_\_\_.  
\_\_\_\_\_.



\_\_\_\_\_.  
\_\_\_\_\_.

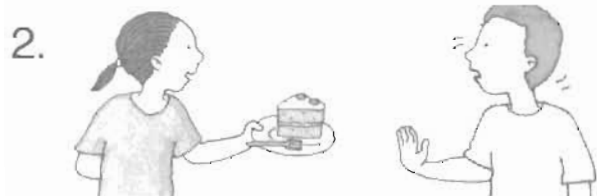
## B. Read and circle.



Do you want some stew?

Yes, please.

No, thank you.



Do you want some cake?

Yes, please.

No, thank you.



Do you want some cookies?

Yes, please.

No, thank you.



# Let's Read

## A. Read and write.



1. Emma has a new CD. She \_\_\_\_\_ a CD player.

2. Anna \_\_\_\_\_ a CD player.

3. They can \_\_\_\_\_ the \_\_\_\_\_ and the CD.

has  
doesn't have

CD player  
share

## B. What about you? Write.



I want some cake.



some ice cream  
some popcorn  
some paint  
a new CD  
a calculator

1. What do you have?

I have \_\_\_\_\_.

2. What do you want?

I want \_\_\_\_\_.



## Let's Start

### A. Read and number.



- 1 Excuse me. Where's the office?
- 2 OK.
- 3 I'm going there now. Come with me.
- 4 Thanks for your help.
- 5 You're welcome.
- 6 It's next to the gym.

### B. Write the rooms.

music room  
lunchroom

science room  
gym

art room  
office

classroom  
library

 _____	 _____	 _____	 _____
 _____	 _____	 _____	 _____


## C. Look and write.

next to

across from

between


1.



2.




3.



## D. Look and write.


1.



Where's the library?

It's next to the art room.


2.



Where's the science room?

It's \_\_\_\_\_ the \_\_\_\_\_.


3.



Where's the classroom?

It's \_\_\_\_\_ the \_\_\_\_\_  
\_\_\_\_\_ and the \_\_\_\_\_.

4.









Where's the office?

\_\_\_\_\_  
\_\_\_\_\_.









# Let's Learn

## A. Look, read, and match.

<p>1. </p> <p>2. </p> <p>3. </p>	<ul style="list-style-type: none"> <li>• in the computer lab •</li> <li>• in the restroom •</li> <li>• in the pool •</li> <li>• in the nurse's office •</li> <li>• on the stairs •</li> <li>• in the auditorium •</li> </ul>	<p>4. </p> <p>5. </p> <p>6. </p>
---	--	---

## B. Read and write in the chart.


1.  She was in the pool this morning.  
She is in the auditorium now.
2.  He is on the stairs now.  
He was in the restroom this morning.
3.  He was in the hallway this morning.  
He is on the playground now.

			
This morning	<u>in the pool</u>	_____	_____
Now	<u>in the auditorium</u>	_____	_____

### C. Look, read, and match.



Where was she this morning?



Where is she now?



Where was he this morning?



Where is he now?

• He was in the computer lab.


• She is on the playground.

• He is in the pool.


• She was in the auditorium.

### D. Read and check.

1. Is she in the nurse's office now?  
No, she isn't.




2. Was he on the stairs this morning?  
Yes, he was.



3. Was he in the computer lab this morning?  
No, he wasn't.



4. Is she in the restroom now?  
No, she isn't.







# Let's Learn More

## A. Look, read, and match.

1.



• at the bakery •

• at the clinic •

2.



• at the factory •

• at the repair shop •


3.



• at the airport •

• at the bus stop •

4.




5.



6.



## B. Read, number, and write.



1. They were at the bookstore at 5:45 p.m.

2. They were at the train station \_\_\_\_\_.

3. They were at the bakery \_\_\_\_\_.

4. Where are they now? \_\_\_\_\_.

### C. Answer the questions.




Where were they yesterday?

They were \_\_\_\_\_.



Where are they now?

They are \_\_\_\_\_.



Where are they now?

\_\_\_\_\_.



Where were they yesterday?

\_\_\_\_\_.

### D. Look at C. Write the questions and answers.



Are they at the train station now?

\_\_\_\_\_.



Were they at the factory yesterday?

\_\_\_\_\_.



\_\_\_\_\_ bookstore now?

\_\_\_\_\_. They \_\_\_\_\_.



\_\_\_\_\_ bakery yesterday?

\_\_\_\_\_. They \_\_\_\_\_.



# Let's Build

## A. Look and write.

rainy

sunny

snowy

windy

cloudy



1. It was sunny yesterday.

2. \_\_\_\_\_ today.

3. \_\_\_\_\_.

4. \_\_\_\_\_.


5. \_\_\_\_\_.

## B. Write the questions and answers.



How was the weather yesterday?

\_\_\_\_\_.



How is the weather today?

\_\_\_\_\_.



\_\_\_\_\_?

\_\_\_\_\_.



\_\_\_\_\_?

\_\_\_\_\_.



# Let's Read

## A. Read and match.

1. This is now a big frog. •

2. It was a little tadpole. •

3. It was a caterpillar. •

4. This is now a black and gray butterfly. •

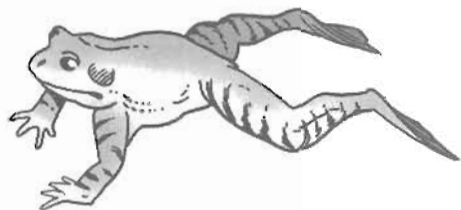
a.



b.



c.



d.



## B. Answer the questions.

1. What was the butterfly?

It was \_\_\_\_\_.

2. What is it now?

\_\_\_\_\_.

3. What was the frog?

\_\_\_\_\_.

4. Is it a frog now?

\_\_\_\_\_.



# Units 1-2 Listen and Review

## A. Write the questions or answers.



Where is she now?

\_\_\_\_\_.

Where was she yesterday?

\_\_\_\_\_.



\_\_\_\_\_?

They're at the airport.

\_\_\_\_\_?

They were at the bus stop.




Does he have any glue?

\_\_\_\_\_.

What does he have?

\_\_\_\_\_.




\_\_\_\_\_?

No, thank you.

\_\_\_\_\_?

Yes, please!



Where were they yesterday?

\_\_\_\_\_.

Where are they now?

\_\_\_\_\_.



Do they have any scissors?

\_\_\_\_\_.

Do they have any colored pencils?

\_\_\_\_\_.

## A. Write

geography

laptop computer

online

1.



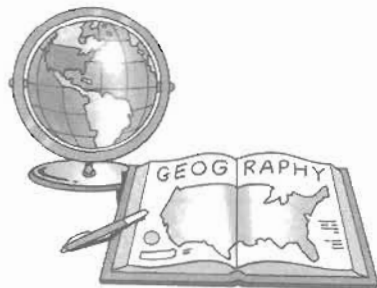
\_\_\_\_\_

2.



\_\_\_\_\_

3.



\_\_\_\_\_

## B. Change the sentences.

I → he

we → they

live → lives

my → his/her

1. My name is Tony. → His name is Tony.

2. I live in the United States. → He \_\_\_\_\_.

3. I go to a small school. → \_\_\_\_\_.

4. We study English, science, and geography. → \_\_\_\_\_.

## C. Answer the questions.

1. What is his name?

\_\_\_\_\_.

2. Does he go to a big school?

\_\_\_\_\_.

3. What does he study?

\_\_\_\_\_.

4. Where does he live?

\_\_\_\_\_.



## Let's Start

### A. Read and write.

Really? So do I!  
I live on the fifth floor.  
Where does she live?

1. I'm going to my grandmothers's house today.



2. She lives in that apartment building.



- 3.



My grandmother lives  
on the second floor.



## B. Write.

sixth  
third

fourth  
eighth

first  
seventh


ninth  
tenth


fifth  
second


10 \_\_\_\_\_ tenth \_\_\_\_\_ 8 \_\_\_\_\_ 6 \_\_\_\_\_ 4 \_\_\_\_\_ 2 \_\_\_\_\_


9 \_\_\_\_\_ 7 \_\_\_\_\_ 5 \_\_\_\_\_ 3 \_\_\_\_\_ 1 \_\_\_\_\_


## C. Complete the sentences.



1.  She lives on the \_\_\_\_\_ floor.

2.  He \_\_\_\_\_  
\_\_\_\_\_.

3.  She \_\_\_\_\_  
\_\_\_\_\_.

4.  He \_\_\_\_\_  
\_\_\_\_\_.



# Let's Learn


## A. Look and write.

a bedroom  
a living room

a bathroom  
a garage

a kitchen  
an entryway

a bedroom



## B. Look at A. Write sentences.

1. There is a garage in my house \_\_\_\_\_.
2. There are two bathrooms in \_\_\_\_\_.
3. \_\_\_\_\_ three \_\_\_\_\_ on the second floor \_\_\_\_\_.
4. \_\_\_\_\_ a living room \_\_\_\_\_ house \_\_\_\_\_.
5. It is on \_\_\_\_\_ floor \_\_\_\_\_.


### C. Complete the questions and answers.




Yes, there is.      No, there isn't.

1. Is there a dining room in her house?  
Yes, there is.
2. \_\_\_\_\_ a basement \_\_\_\_\_?  
\_\_\_\_\_.
3. \_\_\_\_\_ an entryway \_\_\_\_\_?  
\_\_\_\_\_.
4. \_\_\_\_\_ a kitchen \_\_\_\_\_?  
\_\_\_\_\_.


### D. Look and write.



There were three chairs in our bedroom. Now there aren't any chairs in our bedroom.



There were \_\_\_\_\_ in  
our entryway. Now



\_\_\_\_\_

\_\_\_\_\_

\_\_\_\_\_



# Let's Learn More

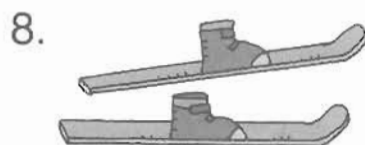



## A. Write.

a skateboard  
a scooter

a unicycle  
a sled

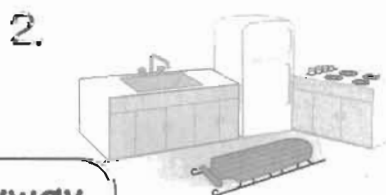
skis  
a snowboard

in-line skates  
ice skates




## B. Write sentences.

The scooter is in the garage.



The in-line skates are in the entryway.

### C. Complete the questions and answers.



Are the ice skates in the bedroom?

No, they aren't.

1. Where is the scooter?

It's in the garage.

2. \_\_\_\_\_ snowboard?

\_\_\_\_\_.

3. \_\_\_\_\_ in the entryway?

Yes, \_\_\_\_\_.

4. \_\_\_\_\_ sled \_\_\_\_\_ basement?

\_\_\_\_\_.

5. Where \_\_\_\_\_?

They're \_\_\_\_\_ bathroom.

6. \_\_\_\_\_ in-line skates \_\_\_\_\_

\_\_\_\_\_? Yes, \_\_\_\_\_.







# Let's Build

## A. Write and draw.

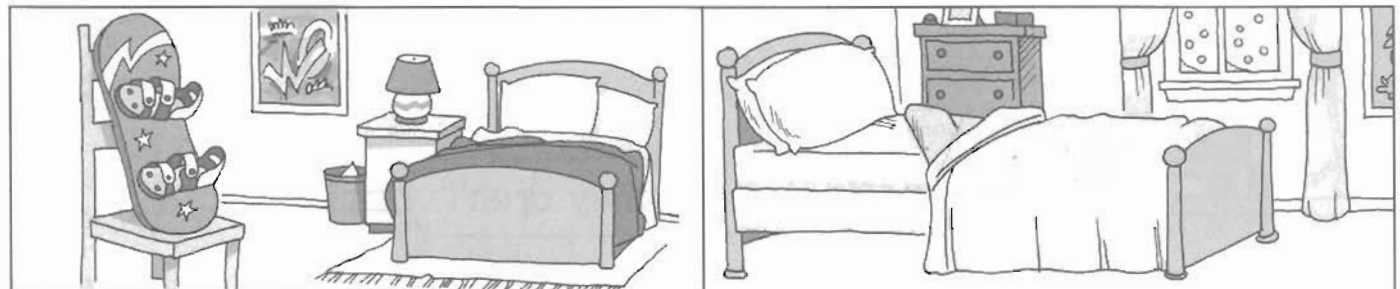
1. The books were under the bed. Now they're on the desk.




2. The ice skates were \_\_\_\_\_. Now they're behind the door.



3. The snowboard was \_\_\_\_\_. Now it's under the bed.



4. The bag was \_\_\_\_\_. Now it's next to the bed.





## Let's Read

### A. Read and circle.

1. Brett likes books.  
lives

2. Brett has a lot of books in his house.  
walks

3. His books are in the living room.  
am

4. His books is in the kitchen. His books are everywhere.  
are

5. Brett reads books every day.  
walks

### B. Read and match.

- |                                    |   |
|------------------------------------|---|
| 1. What does Brett like? •         | • His books are in the living room and kitchen. |
| 2. What does Brett do every day? • | • He likes books.                               |
| 3. Where are Brett's books? •      | • He reads books every day.                     |

### C. What about you? Write and draw.

What do you like?



---

---

---





## Let's Start

### A. Read and circle.

1. Which hat do you like?




I like the plaid one.

It's a plaid hat.

2. Which one is the same?

Is this one the same?



No, it's different.

3. What about this one?



There is a hat  
on the chair.

Yes, it's the same.

### B. Look and check.

1.



the same

different

2.



the same

different

3.



the same

different





4.







the same

different

### C. Read and match.

1.  I like the plaid one. •
2.  I like the striped one. •
3.  I like the polka dot one. •
4.  I like the checked one. •

- a.  •
- b.  •
- c.  •
- d.  •

### D. What about you? Which one do you like?

little      old      new      striped      big      polka dot

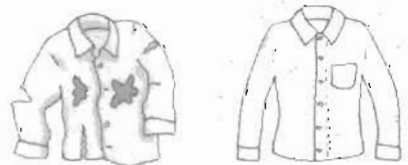
1. I like the \_\_\_\_\_ one.



2. \_\_\_\_\_



3. \_\_\_\_\_





# Let's Learn

## A. Look and check. What are they wearing?


Lisa



Meg



Chris




Stan



	Lisa	Chris	Meg	Stan
blouse				
skirt				
dress				
shirt				
pants				
shorts				
shoes				
socks				

## B. Look at A. Write sentences.

1.  She's wearing a skirt \_\_\_\_\_. She's not wearing pants \_\_\_\_\_.

2.  \_\_\_\_\_.

3.  \_\_\_\_\_.

4.  \_\_\_\_\_.

### C. Write the questions and answers.

What's he wearing?



He's wearing a shirt, pants, and shoes.

1. What's he wearing?

He's \_\_\_\_\_

\_\_\_\_\_

\_\_\_\_\_.



2. What's she wearing?

She's \_\_\_\_\_

\_\_\_\_\_

\_\_\_\_\_.



3. What's \_\_\_\_\_?

\_\_\_\_\_

\_\_\_\_\_

\_\_\_\_\_.



4. \_\_\_\_\_?

\_\_\_\_\_

\_\_\_\_\_

\_\_\_\_\_.



5. \_\_\_\_\_?

\_\_\_\_\_

\_\_\_\_\_

\_\_\_\_\_.



6. \_\_\_\_\_?

\_\_\_\_\_

\_\_\_\_\_

\_\_\_\_\_.





# Let's Learn More

## A. Write sentences.

slippers  
sweatshirt

pajamas  
sweater

jacket  
boots

t-shirt  
jeans

1. These are my  
boots.



2. This is my \_\_\_\_\_  
\_\_\_\_\_.



3. \_\_\_\_\_  
\_\_\_\_\_.



4. \_\_\_\_\_  
\_\_\_\_\_.



5. \_\_\_\_\_  
\_\_\_\_\_.



6. \_\_\_\_\_  
\_\_\_\_\_.



7. \_\_\_\_\_  
\_\_\_\_\_.



8. \_\_\_\_\_  
\_\_\_\_\_.



## B. Connect and write.

1. Whose slippers are these?



Amy

2. Whose pajamas are these?



Ben

3. Whose sweatshirt is that?



Mike

4. Whose t-shirt is that?




Kayla




It's Ben's \_\_\_\_\_



They're \_\_\_\_\_



\_\_\_\_\_



\_\_\_\_\_

## C. Look and write.



John



Rachel

1. Is this Rachel's jacket?

Yes, it is \_\_\_\_\_

2. Is this Rachel's t-shirt?

\_\_\_\_\_

3. Are these John's shoes?

\_\_\_\_\_

4. Are these Rachel's slippers?

\_\_\_\_\_




# Let's Build

## A. Read and circle.

1.  She's wearing a big, white sweater.  
 little, black

2.  He's wearing old, long jeans.  
 new, short

3.  She's wearing a long, striped dress.  
 short, polka dot

## B. Write sentences.

little  
big


long  
white


polka dot  
striped


t-shirt  
new


pajamas  
plaid

boots  
hat

1.  She's wearing long, plaid pajamas.

2.  \_\_\_\_\_  
 \_\_\_\_\_.

3.  \_\_\_\_\_  
 \_\_\_\_\_.

4.  \_\_\_\_\_  
 \_\_\_\_\_.






# Let's Read

## A. Read and write the words.



Jessica wears a \_\_\_\_\_  
to \_\_\_\_\_ every day.



After school, she wears the  
same \_\_\_\_\_  
and \_\_\_\_\_.



She wears \_\_\_\_\_ every night.  
Tonight she is wearing her new  
\_\_\_\_\_ pajamas.

jeans  
school  
different  
polka dot  
sweater  
uniform  
pajamas

## B. Answer the questions.

1. What does Jessica wear to school every day?

She wears \_\_\_\_\_ to school every day.

2. What do you wear to school every day?

I wear \_\_\_\_\_ to school every day.

3. What does Jessica wear after school?

She wears \_\_\_\_\_.


4. What do you wear after school?

I wear \_\_\_\_\_.



# Units 3-4 Listen and Review

## A. Answer the questions.



1. Where is Emily's snowboard?

\_\_\_\_\_.

3. Is Matthew wearing pants?

\_\_\_\_\_.

5. What is Emily wearing?

\_\_\_\_\_.

2. Is Matthew's cat next to the TV?

\_\_\_\_\_.

4. Where are the books?


\_\_\_\_\_.

6. Whose ice skates are they?


\_\_\_\_\_.

## B. Answer the questions.

Yesterday



Today



1. Where were the in-line skates yesterday? 2. Where is the sled now?

\_\_\_\_\_.

# Let's Read About Megan


## A. Read, number, and match.

I live in New Zealand. •

We like to go to the beach. •

My name is Megan. •

My brother and I go to the same school. •



## B. Match questions and answers.

1. What is her name? •

2. Who goes to Megan's school? •

3. What does Megan like? •

4. Where does Megan live? •

• Megan lives in New Zealand.

• Megan's brother goes to Megan's school.

• Her name is Megan.

• Megan likes the beach.



## Let's Start

### A. Read, look, and match.

1. This is going to be fun.

- Yes, I do.
- It's in my bag.



2. What time does the train leave?

- I can't wait.




3. Do you have your bathing suit?

- It leaves at 9:15.



### B. Write.



1. It's \_\_\_\_\_ . 2. \_\_\_\_\_ . 3. \_\_\_\_\_ . 4. \_\_\_\_\_ .



## C. Look and circle.

1.



a train  
a bus

2.



an airplane  
a train

3.



a boat  
an airplane

4.



a boat  
a bus


## D. Unscramble the questions and write the answers.

What time does the boat leave?



It leaves at 12:15.


1. time What train does leave the  
What time does \_\_\_\_\_ ?




2. does plane What the time leave  
\_\_\_\_\_ ?



3. boat leave does What the time  
\_\_\_\_\_ ?



4. leave time What the does bus  
\_\_\_\_\_ ?









# Let's Learn

## A. Write.


take a taxi  
take a train  
walk  
ride a bicycle



## B. Circle.




I take a subway to school.  
I take a taxi to school.



I take a bus to school.  
I ride a bicycle to school.
















I ride a bicycle to school.  
I walk to school.





I take a bus to school.  
I take a train to school.


### C. Write sentences.

	Mon	Tues	Wed	Thurs	Fri
					
					

- 


I \_\_\_\_\_ bus to school.
- 

I \_\_\_\_\_ train \_\_\_\_\_.
- 


I \_\_\_\_\_ taxi \_\_\_\_\_.
- 

I \_\_\_\_\_ bicycle \_\_\_\_\_.


### D. Connect and write.


- 

100% We \_\_\_\_\_

\_\_\_\_\_
- 

0% They \_\_\_\_\_

\_\_\_\_\_
- 

100% We always take a bus to school
- 

0% They \_\_\_\_\_

\_\_\_\_\_





# Let's Learn More




## A. Read and match.

- 1. drive a tractor •
- 2. fly an airplane •
- 3. fly a helicopter •
- 4. drive a police car •
- 5. drive a truck •
- 6. drive a car •






## B. Write two sentences.

80% = usually    40% = sometimes



He usually drives a tractor at work.

He sometimes drives a truck at work.




\_\_\_\_\_  
\_\_\_\_\_

\_\_\_\_\_  
\_\_\_\_\_

### C. Look at B. Write the questions and answers.

Does she ever drive a car at work?

Yes, she does.

1.  Does he ever fly an airplane at work?

\_\_\_\_\_

\_\_\_\_\_

2.  Does she ever ride a motorcycle at work?

\_\_\_\_\_

\_\_\_\_\_

3.  \_\_\_\_\_

\_\_\_\_\_

fire engine \_\_\_\_\_?

\_\_\_\_\_?

\_\_\_\_\_

4.  \_\_\_\_\_




\_\_\_\_\_ tractor \_\_\_\_\_?

\_\_\_\_\_

\_\_\_\_\_

### D. Read and number.

1. She usually takes a bus to work.
2. She usually drives a car to work.
3. Sometimes she rides a scooter.
4. Sometimes she rides a motorcycle.



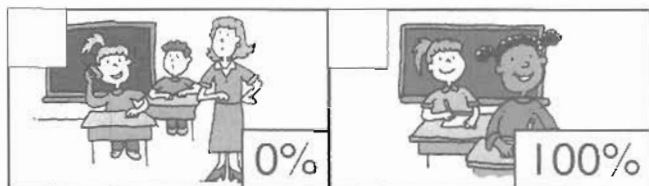



# Let's Build

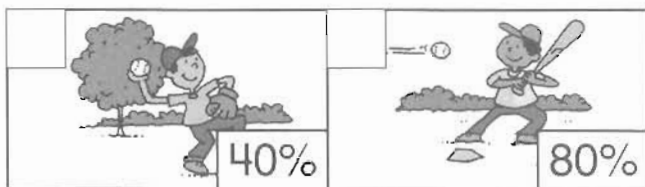
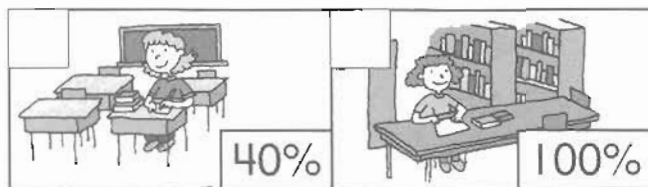
## A. Read and circle.

100% = always    80% = usually    40% = sometimes    0% = never

1. He usually watches TV at home.    2. She never talks on the telephone at school.



3. She always does homework in the library.    4. He sometimes plays baseball in the park.



## B. Write sentences.

at school

speak English

at home

do homework




She never sings  
a song at the  
zoo.



\_\_\_\_\_

\_\_\_\_\_

\_\_\_\_\_



\_\_\_\_\_

\_\_\_\_\_

\_\_\_\_\_




# Let's Read

## A. Read and match.

Mrs. Jones always goes to work in the morning. She is a teacher. She usually stands up. She sometimes sits down. She never eats in the classroom.



Mr. Brown always goes to work in the afternoon. He usually drives a truck. He sometimes drinks tea at work. He never drinks soda.



## B. Look at A and write in the chart.



always	<u>He always goes to work in the afternoon.</u>	
sometimes		
never		
usually		



# Let's Start

## A. Unscramble and write.



Hi, Kate. Where are you going?  
today the going I'm library to

---

---



How about you? Are you going  
home?  
to the No not I'm park going I'm

---

---



Have fun.  
Thanks later you See

---

---

## B. Write.

Have \_\_\_\_\_.



Thanks. \_\_\_\_\_.

## C. Write.

an amusement park

a water park

a concert

a movie

1.



I'm going to \_\_\_\_\_

\_\_\_\_\_

2.



\_\_\_\_\_

\_\_\_\_\_

3.



\_\_\_\_\_

\_\_\_\_\_

4.



\_\_\_\_\_

\_\_\_\_\_

## D. Write the questions and answers.

1. Where are you going?

I'm going to an amusement park.



2. Where \_\_\_\_\_?

I'm \_\_\_\_\_.



3. \_\_\_\_\_?

\_\_\_\_\_.



4. \_\_\_\_\_?

\_\_\_\_\_.





# Let's Learn





## A. Look and write.

go to a pet store  
play with friends

go bowling  
clean my room

go shopping  
sleep late

watch movies  
stay home



## B. Write.

I

1. go \_\_\_\_\_
2. watch \_\_\_\_\_
3. \_\_\_\_\_
4. sleep \_\_\_\_\_
5. \_\_\_\_\_

She/He

- goes \_\_\_\_\_
- \_\_\_\_\_
- cleans \_\_\_\_\_
- \_\_\_\_\_
- stays \_\_\_\_\_




## C. Write sentences.


100% = always    80% = usually    40% = sometimes    0% = never




I never clean my room on the weekend.




## D. Look at C. Write the questions and answers.

1.  What does she do on the weekend?  
She never cleans her room.

2.  What \_\_\_\_\_ on the weekend?  
She \_\_\_\_\_.

3.  What \_\_\_\_\_?  
He \_\_\_\_\_.

4.  \_\_\_\_\_?  
\_\_\_\_\_.



# Let's Learn More

## A. Write.

I/You/We/They	He/She
1. practice karate	practices karate
2. do homework	_____
3. study English	_____
4. play tennis	_____
5. read e-mail	_____

## B. Unscramble, write, and match.

1. ctraecpri rakaet

\_\_\_\_\_

2. ylap sinten


\_\_\_\_\_

3. dusty glEnhis

\_\_\_\_\_

4. od mowhoker

\_\_\_\_\_



## C. Complete the sentences.

1. She usually \_\_\_\_\_ tennis after school.
2. He sometimes \_\_\_\_\_ homework after school.
3. We always \_\_\_\_\_ English after school.

## D. Answer the questions.

1. When does she read e-mail?  
always/before

She always reads e-mail  
before school.

2. When does he practice karate?  
usually/after

\_\_\_\_\_  
\_\_\_\_\_.



3. When does she do gymnastics?  
always/after

\_\_\_\_\_  
\_\_\_\_\_.

4. When does he play tennis?  
usually/before

\_\_\_\_\_  
\_\_\_\_\_.

## E. Answer the questions.

	before school	after school
	study English read e-mail	play tennis do homework
	do gymnastics read e-mail	do homework practice karate

1. Does he ever read e-mail after school?

No, he doesn't.

2. Does she ever read e-mail before school?

\_\_\_\_\_.

3. Does she ever do gymnastics after school?

\_\_\_\_\_.

4. Does he ever study English before school?

\_\_\_\_\_.



# Let's Build


## A. Write and circle.

1. He \_\_\_\_\_

\_\_\_\_\_

in the morning.

in the afternoon.



2. They \_\_\_\_\_

\_\_\_\_\_

in the afternoon.

in the evening.



3. She \_\_\_\_\_


\_\_\_\_\_

on Saturdays.

on Sundays.



## B. Write sentences.



When does he study English?

100%: He always studies English in the morning.

40%: \_\_\_\_\_ in the afternoon.



When do they do homework?

80%: \_\_\_\_\_

0%: \_\_\_\_\_ in the morning.



When does she go shopping?

100%: \_\_\_\_\_

40%: \_\_\_\_\_ on Tuesdays.



# Let's Read

## A. Write and match.

swim practice

6:00

free

After

busy

Molly is a \_\_\_\_\_ girl.




1. She leaves every morning at \_\_\_\_\_ a.m.

2. Before school, she goes to \_\_\_\_\_.

3. \_\_\_\_\_ school, she studies English.

4. On Sundays, she's \_\_\_\_\_. Usually she stays home.



## B. Complete the sentences.

What about you?

1. I \_\_\_\_\_ my house every morning at \_\_\_\_\_.

2. Before school, I \_\_\_\_\_.

3. After school, I \_\_\_\_\_.

4. On \_\_\_\_\_, I'm free.





## Units 5-6 Listen and Review

### A. Match.

- Does she ever walk to school? •
  - He cleans his room on the weekend.
- When do they practice karate? •
  - Yes, they do.
- What does he do on the weekend? •
  - Yes, she does.
- Does he ever drive a fire engine at work? •
  - They usually practice karate in the afternoon.
- Do they ever do homework before school? •
  - No, he doesn't.

### B. Write.

- She sometimes \_\_\_\_\_ bowling on Saturdays.
- I always \_\_\_\_\_ tennis after school.
- They usually \_\_\_\_\_ homework in the evening.
- We always \_\_\_\_\_ a bus to school.
- He never \_\_\_\_\_ an airplane at work.
- I'm \_\_\_\_\_ to a concert.

## A. Write.

fiddle

dance

harp

accordion

1.



2.



3.



4.



## B. Read and answer.



My name is Kevin. My family lives in Ireland. We like music. We practice every day. My sister dances.

1. Who dances?

His

2. Who likes music?

3. When do they practice?

4. Where do they live?

## C. Write.

1. his father/accordion

His father plays the accordion.

2. his mother/harp

3. he/fiddle

4. my sister/dance





## Let's Start


### A. Read and number.

- My mother's an office worker.
- Oh. What does an office worker do?
- What does your father do?
- He's a pilot.
- I'm not sure.



### B. Look and write.

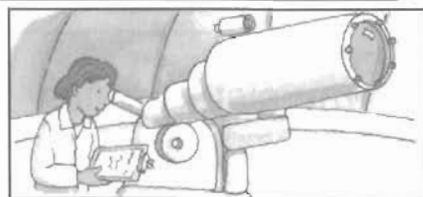
1.




2.



3.



4.



### C. Write the questions and answers.

What does your mother do?




She's a pilot.

1. What does your father do?



He's a baseball player.

2. What does your \_\_\_\_\_ ?




3. What \_\_\_\_\_ ?



She's \_\_\_\_\_.

4. \_\_\_\_\_ ?



### D. What about you? Write.



What does your father or mother do?

\_\_\_\_\_



# Let's Learn

## A. Look, unscramble and write.

photographer  
veterinarian

factory worker  
sales clerk


fisherman  
mechanic

1. annaretievir



He's a veterinarian

2. othopergharp



She's

3. seclerakls



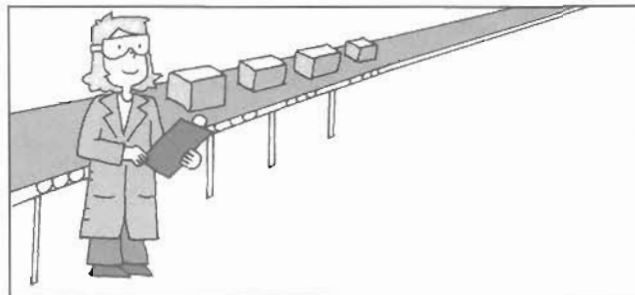
\_\_\_\_\_

4. hisner fam




\_\_\_\_\_

5. cortyfa krewor



\_\_\_\_\_

6. chicanem



\_\_\_\_\_

## B. Write and match.

What's her job?



She's a salesclerk.


1.



What's his job? •

She's \_\_\_\_\_

2.



What's \_\_\_\_\_? •

He's \_\_\_\_\_

3.



\_\_\_\_\_? •

He's \_\_\_\_\_ a

• mechanic \_\_\_\_\_

4.



\_\_\_\_\_? •

• \_\_\_\_\_

5.



\_\_\_\_\_? •

• \_\_\_\_\_

6.



\_\_\_\_\_? •

• \_\_\_\_\_



# Let's Learn More

## A. Write the words.

I/You/We/They	She/He
1. catch fish	catches fish
2.	fixes cars
3. help animals	
4.	makes things
5. take pictures	
6.	sells things

## B. Read and write.

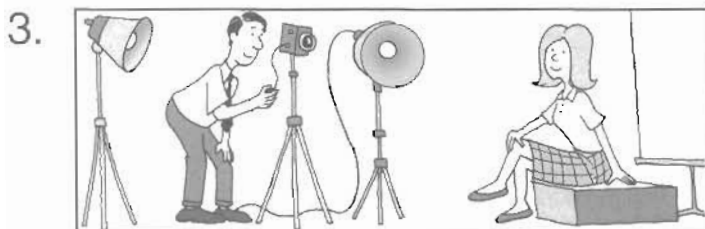
A veterinarian helps animals.




A \_\_\_\_\_ helps animals.



A salesclerk \_\_\_\_\_.



A \_\_\_\_\_.



A fisherman \_\_\_\_\_.

## C. Write the questions and answers.

1. What does \_\_\_\_\_ do?      2. What does a mechanic do?

\_\_\_\_\_ makes things.

\_\_\_\_\_.



3. What \_\_\_\_\_ ?      4. \_\_\_\_\_ ?

\_\_\_\_\_.

\_\_\_\_\_.



5. \_\_\_\_\_ ?      6. \_\_\_\_\_ ?

\_\_\_\_\_.

\_\_\_\_\_.



What does a cat do?



11:00 a.m.


A cat sleeps late!





# Let's Build

## A. Read, look, and write.



1. I work in a store. I sell things. What's my job?

You're a \_\_\_\_\_.

2. I wear a uniform. I fly airplanes. What's my job?

\_\_\_\_\_.

3. I wear a uniform. I drive a fire engine. What's my job?

\_\_\_\_\_.

4. I work on a boat. I catch fish. What's my job?

\_\_\_\_\_.

5. I work in a garage. I fix cars. What's my job?

\_\_\_\_\_.



## Let's Read

### A. Read and connect.

Maya is a photographer. She takes pictures every day. Sometimes she takes pictures of lions.

Jeff is a fisherman. He catches fish every day. Sometimes he sells fish on the weekend.

Liz is a baker. She bakes bread every day. Sometimes she bakes cakes for birthdays.

Maya

Liz

Jeff

•

•

•

•

•

•

fisherman

photographer

baker

•

•

•

•

•

•

bakes bread

takes pictures

catches fish

•

•

•

•

•

•

takes pictures of lions

sells fish

bakes cakes





## Let's Start

### A. Number the sentences.

- I like soccer more.
- Yes, I do.
- I like football and soccer.
- Which sport do you like more?
- Which sports do you like?
- I like soccer, too.
- Do you like sports?



### B. Read and match.

1. football •


2. track •

3. basketball •

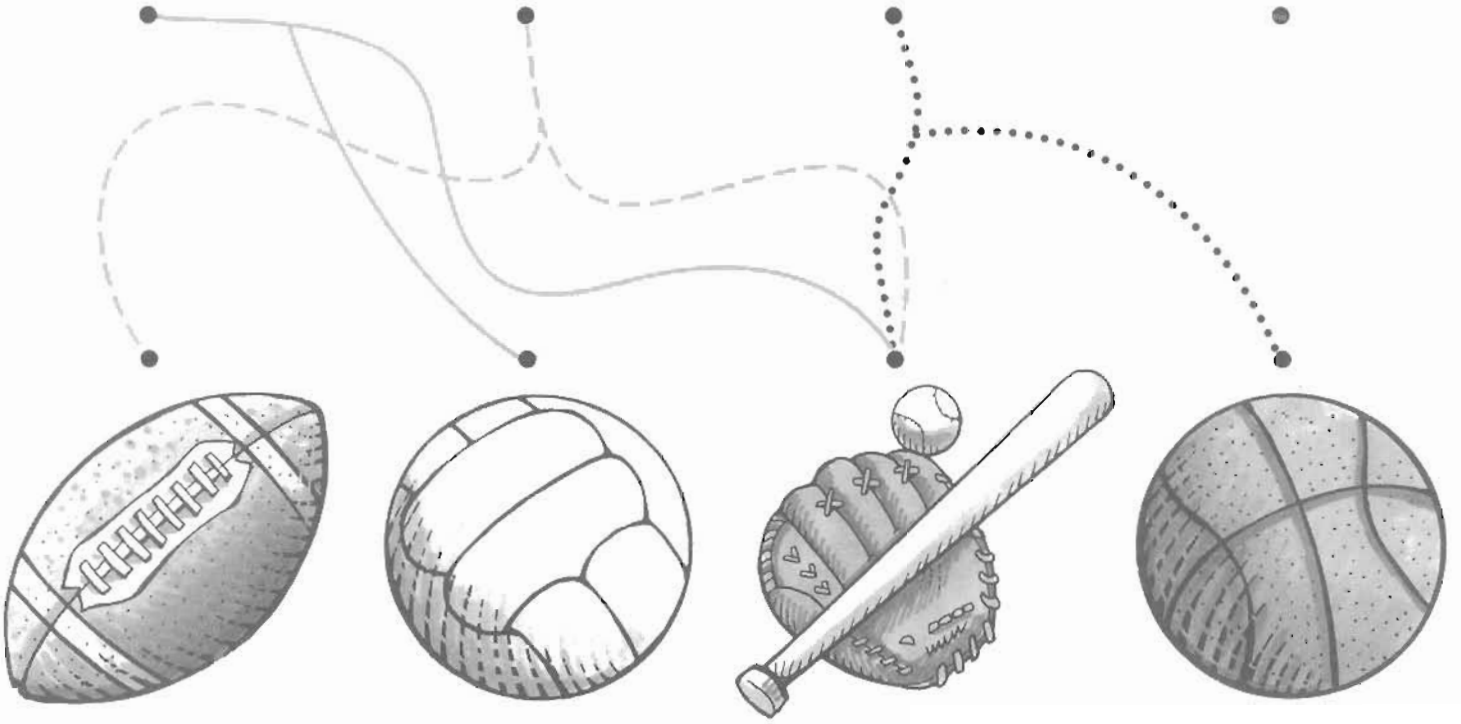
4. volleyball •

5. soccer •

6. baseball •



### C. Write sentences.



Which sports do you like?

1.

I like baseball  
and volleyball.



2.

\_\_\_\_\_  
\_\_\_\_\_.



3.

\_\_\_\_\_  
\_\_\_\_\_.



4.

\_\_\_\_\_  
\_\_\_\_\_.





# Let's Learn

## A. Unscramble, write, and match.

1. lamsl \_\_\_\_\_ •




2. grostn \_\_\_\_\_ •

3. glith \_\_\_\_\_ •

4. akwe \_\_\_\_\_ •

5. yahve \_\_\_\_\_ •

6. staf \_\_\_\_\_ •




## B. Read and match.

1. She was slow.  
Now she's fast.


2. He was light.  
Now he's heavy.

3. He was weak.  
Now he's strong.

a.



b.



c.



## C. Look and circle.

1. Is he small?



Yes, he is.  
No, he isn't.

2. Was she strong?



Yes, she was.  
No, she wasn't.

3. Was he slow?



Yes, he was.  
No, he wasn't.


4. Is she heavy?



Yes, she is.  
No, she isn't.


## D. Look and write.

1.




They were slow. Now they're fast.


2.



3.



4.






# Let's Learn More

## A. Number.

1. a swimmer
2. a baseball player
3. a volleyball player
4. a runner
5. a gymnast
6. a football player




## B. Complete the sentences.

1. The runner is fast. The runner is faster than the volleyball player.  
The volleyball player is small. The volleyball player is smaller than the runner.



2. The football player is heavy. The football player is \_\_\_\_\_.  
The gymnast is short. The gymnast is \_\_\_\_\_.



3. The baseball player is big. The baseball player is \_\_\_\_\_.  
The swimmer is strong. The swimmer is \_\_\_\_\_.




### C. Look and write.




Who is stronger \_\_\_\_\_?


The gymnast is stronger \_\_\_\_\_.



\_\_\_\_\_?  
\_\_\_\_\_.




\_\_\_\_\_?  
\_\_\_\_\_.



\_\_\_\_\_?  
\_\_\_\_\_.

### D. Read, look, and check.

1. Is the football player stronger than the swimmer?



- Yes, he is.  
 No, he isn't.

2. Is the runner lighter than the gymnast?



- Yes, she is.  
 No, she isn't.

3. Is the baseball player bigger than the football player?



- Yes, he is.  
 No, he isn't.



# Let's Build

## A. Read and write.

1. The refrigerator is bigger than the TV.

The TV is smaller  
\_\_\_\_\_

2. The car is heavier than the bicycle.

\_\_\_\_\_

3. The helicopter is slower than the airplane.

\_\_\_\_\_

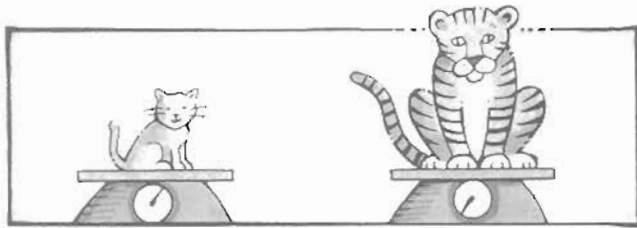
4. The calculator is smaller than the skateboard.

\_\_\_\_\_


## B. Answer the questions.

1. Which one is lighter, the tiger or the cat?

The cat is lighter than the tiger.



2. Which one is taller, the man or the boy?

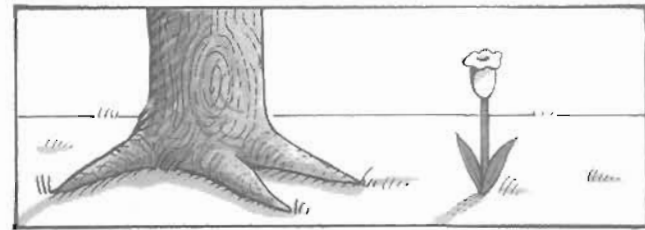


3. Which one is faster, the car or the skateboard?

\_\_\_\_\_



4. Which one is thinner, the flower or the tree?






# Let's Read


## A. Read and write.

Jim is a skier. He likes \_\_\_\_\_. He was short and \_\_\_\_\_. Now he's \_\_\_\_\_ and strong. He is \_\_\_\_\_ than the other skiers, too. Someday, Jim \_\_\_\_\_ to be in the Winter Games.



weak  
small  
fast  
faster  
than  
Someday  
wants  
tall  
skiing

Suzie is a speed skater. She was \_\_\_\_\_ and slow. Now she's big and \_\_\_\_\_. She is faster \_\_\_\_\_ the other skaters. \_\_\_\_\_, Suzie wants to be in the Winter Games.



## B. Match the questions and answers.

- |   |                    |
|---|--------------------|
| 1. What does Jim like? •                              | • No, she wasn't.  |
| 2. Was Suzie fast? •                                  | • He likes skiing. |
| 3. Is Jim tall? •                                     | • Yes, he is.      |
| 4. Do Jim and Suzie want to be in the Winter Games? • | • Yes, they do.    |






# Units 7-8 Listen and Review

## A. Read and match.

1. The volleyball player is taller than the football player. •
2. I like soccer and track. •
3. My mother's an office worker. •
4. She was small. Now she's big. •

• b.



• d.



• a.



• c.



## B. Write the questions or answers.

1. Which is bigger, the tiger or the cat?  
\_\_\_\_\_.



2. \_\_\_\_\_?  
She's a mechanic.



3. What does your father do?  
\_\_\_\_\_.



4. \_\_\_\_\_?  
A fisherman catches fish.



## A. Read and write.

My \_\_\_\_\_ is Melissa. I live in \_\_\_\_\_. My \_\_\_\_\_  
is a \_\_\_\_\_. She helps tourists. Sometimes I \_\_\_\_\_  
my mother. I \_\_\_\_\_ tourists, too.




help  
like  
Canada  
name  
mother  
tour guide

## B. Read and connect.

- |                                      |                                   |
|--------------------------------------|-----------------------------------|
| 1. Where does Melissa live? •        | • She's a tour guide.             |
| 2. What does her mother do? •        | • She lives in Canada.            |
| 3. What does a tour guide do? •      | • A tour guide helps tourists.    |
| 4. What does Melissa sometimes do? • | • Sometimes she helps her mother. |
| 5. What does Melissa like? •         | • She likes tourists.             |

# My Desk

## A. Look and write.



stapler  
scissors  
paper  
paint  
magnets  
calculator  
paint brushes  
rubber bands

1. They have a stapler.
2. They have some \_\_\_\_\_.
3. They don't have any \_\_\_\_\_.
4. \_\_\_\_\_.
5. \_\_\_\_\_.
6. \_\_\_\_\_.
7. \_\_\_\_\_.
8. \_\_\_\_\_.

## B. Draw and write.

What about you?




What do you have in your desk?

I have \_\_\_\_\_ and

\_\_\_\_\_.


I don't have any \_\_\_\_\_

or \_\_\_\_\_.



# Who Was First?

## A. Write the names.



tenth          sixth          first          third          eighth  
fourth          second          ninth          fifth          seventh

1. Who was first? Ann.
2. Who was third? \_\_\_\_\_.
3. Who was second? \_\_\_\_\_.
4. Who was ninth? \_\_\_\_\_.
5. Who was tenth? \_\_\_\_\_.
6. Who was seventh? \_\_\_\_\_.
7. Who was fifth? \_\_\_\_\_.
8. Who was eighth? \_\_\_\_\_.
9. Who was sixth? \_\_\_\_\_.
10. Who was fourth? \_\_\_\_\_.

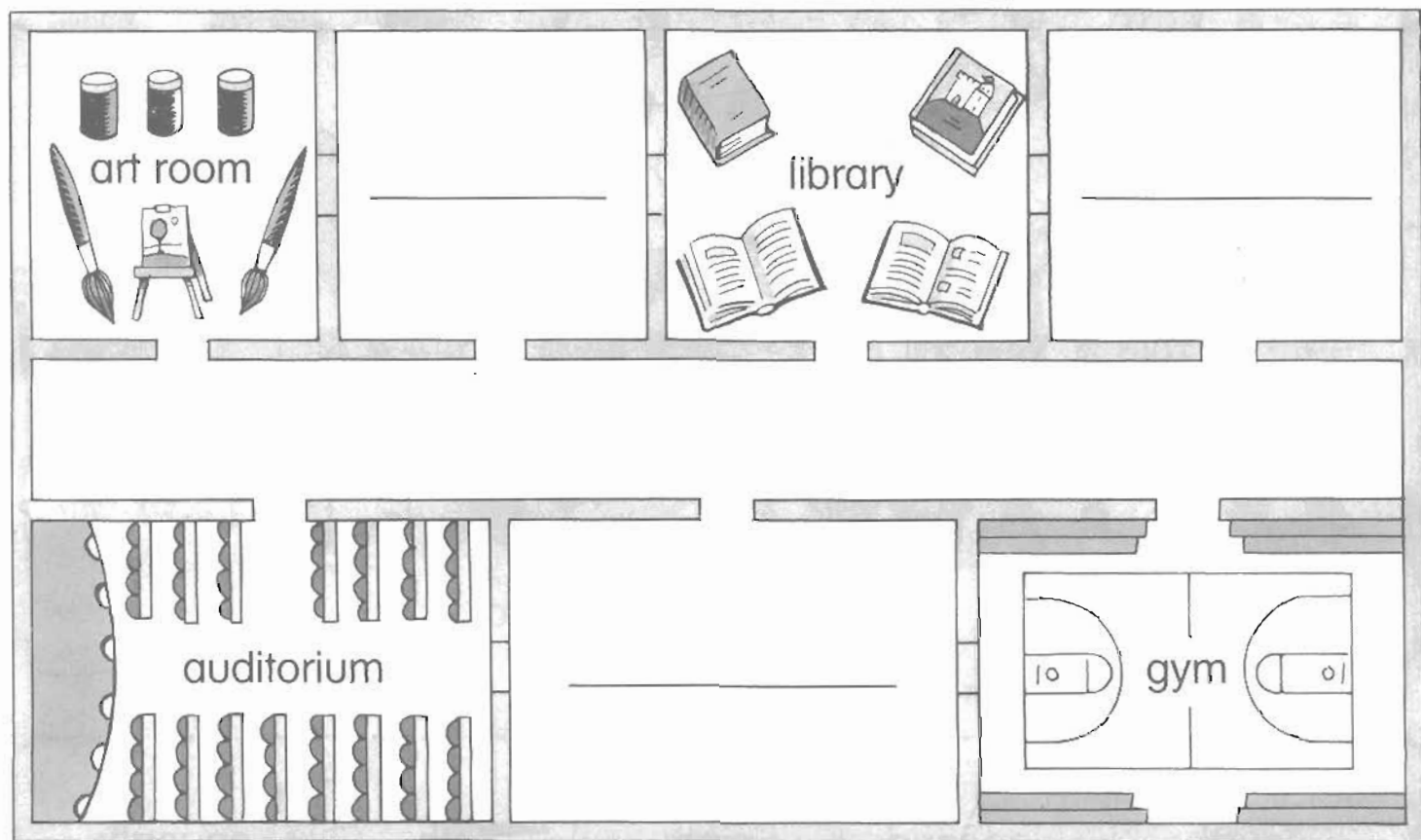
# My School

## A. Read and label the rooms.

The pool is next to the gym.

The music room is across from the gym.

The office is between the library and the art room.



## B. Write.

What about your school?



What rooms does your school have?

My school has a \_\_\_\_\_  
and a \_\_\_\_\_.

It doesn't have a \_\_\_\_\_.

# The Weather

## A. Read and write.

It was windy yesterday.

It was windy on Thursday, too.

It was cloudy on Wednesday.



It was rainy on Monday and Tuesday.

It was snowy on Sunday.

But, it's sunny today!

Sun	Mon	Tues	Wed	Thur	Fri	Sat
_____	rainy	_____	_____	windy	_____	_____

## B. Look and write.




1. \_\_\_\_\_ was \_\_\_\_\_  
\_\_\_\_\_.

2. \_\_\_\_\_  
\_\_\_\_\_.

# My Schedule

## A. Read and write.

Mari and Sara are sisters.




1. They go to their English class on \_\_\_\_\_ and \_\_\_\_\_.
2. They go their math class on \_\_\_\_\_ in the morning.
3. They go to \_\_\_\_\_ practice on Tuesday and Thursday before school.
4. They go to \_\_\_\_\_ on Friday \_\_\_\_\_.

	Sunday	Monday	Tuesday	Wednesday	Thursday	Friday	Saturday
AM		Volleyball		Volleyball		Math class	
PM	English		English		swimming		piano lesson

# My Town

## A. Read and write the letter.



1. She sometimes helps animals. \_\_\_\_\_
2. He usually catches fish. \_\_\_\_\_
3. He usually fixes cars. \_\_\_\_\_
4. She always takes pictures. \_\_\_\_\_

## B. Read and write.

What about you?



What do you see every day?

1. I always see \_\_\_\_\_.
2. I usually see \_\_\_\_\_.
3. I sometimes see \_\_\_\_\_.
4. I never see \_\_\_\_\_.





# Sports

## A. Look and write.

The \_\_\_\_\_  
is taller than \_\_\_\_\_  
\_\_\_\_\_  
\_\_\_\_\_.

The \_\_\_\_\_  
is \_\_\_\_\_  
\_\_\_\_\_.

The \_\_\_\_\_  
\_\_\_\_\_  
than \_\_\_\_\_  
\_\_\_\_\_.



## B. Write. What about you?

Which sports do you like?



1. I like \_\_\_\_\_.
2. I don't like \_\_\_\_\_.
3. I like \_\_\_\_\_ more than \_\_\_\_\_.

# LET'S GO

THIRD EDITION

Major **New Edition**  
of our best-selling  
children's course!



## Bigger, Brighter, Better Than Ever!

- ★ **More vocabulary and language** to help students communicate in English
- ★ **More review** to recycle and recombine language
- ★ **New songs, chants, and activities**
- ★ **A fresh, new look** with bright warmth and fun that everyone loves!



- Student Book
- Student Book with CD-ROM
- Audio CD
- Workbook
- Skills Book with Audio CD
- Teacher's Book
- Teacher Cards and Student Cards
- Readers
- Tests and Quizzes
- Phonics Books

Check online at  
[www.oup.com/elt/letsgo](http://www.oup.com/elt/letsgo)  
for additional materials and fun!



To order Oxford University Press publications, please see our latest catalog or contact your local Oxford office or sales representative.

**OXFORD**  
UNIVERSITY PRESS

[www.oup.com](http://www.oup.com)

ISBN 978 0 19 439455 0



9 780194 394550